

Messrs. _____

L-0 model


Sebango code: AZ	MH	PT
Assy / B1:		
TB / C1:		
Pack / F1:		
Prod.Eng:		
Data:		

Drawing No.	G2-14220-0050(1/3)
DATE	Dec. 5th, 2005
Revision No.	
Revision Date	
Design model ID	714220F
Product. model ID	114226B

Engine Specification

For L70N6FJ1P1AA

(Standard for Tiller : Starting motor)



Contents		
Engine specifications	G2-14220-0050(2/3)	
Engine performance	G2-14220-0050(2/3)	
Details of specifications	G2-14220-0050(3/3)	
Attached	Outline	B2-14220-0050
	Labels	G2-14220-2010
	Performance curve	
	Tools	C2-14110-0010
	Wiring	E2-14110-0020

Revision
(Dec.5th.2005)Registered by YITILU050095. After finishing Test in YJ,we will reissue with Spring Position & Performance Curve etc.



YANMAR CO.,LTD.

YI Engineering Dept.		
Manager	Checked	Drawn
J. Samo	J. Nishimura	J. Nishimura

Revision No.			
--------------	--	--	--

G2-14220-0050 (2/3)

1.Engine Specification

Model name			L70N6FJ1P1AA
Type			4-stroke,vertical-cyl,air-cooled diesel
Combustion system			Direct injection
No. of cyl.-bore × stroke	mm		1- φ 78 × 67
Displacement		liter	0.320
Output	Continuous	kW/min ⁻¹	* 4.4 (6.0PS ,5.9HP) / 3600
	Maximum	kW/min ⁻¹	* 4.9 (6.7PS ,6.6HP) / 3600
PTO Shaft	PTO position		Crankshaft
	Direction of rotation		Counterclockwise viewed from PTO side
Injection Timing (FIC-air)		deg.	bTDC.13.0 ± 1.0
Fuel	Oil selection		Diesel fuel
	Tank capacity	liter	3.3
Lubricating	Oil selection		SAE 10W30,API grade CD or higher
	Oil capacity	liter	1.1 (effective,0.4)
Cooling system			Forced air cooling by flywheel fan
Starting system			Starter motor with re-coil starter
Governor			All speed type, mechanical
Balancer shaft			Single balancer shaft
Air cleaner			Dry type paper element filter
Exhaust silencer			Expansion silencer with cover
Generator (at 3600min ⁻¹)			Flywheel dynamo :12V-15A
Dimensions		mm	Indication in outline drawing
Dry weight		kg	Approx. 41.0

* Output is given for normal atmosphere conditions and Specs,

which are defined as follows:

- Atmospheric pressure: 100 kPa (750mmHg)
- Atmospheric temperature: 25°C
- Relative humidity: 30%

2.Engine performance

Speed at no load	Minimum	min ⁻¹	1200 or more	PTO Shaft (Without minimum idling speed adjust bolt. Adjustable figure by your end.)
	Maximum		3800 ± 30	
Governor regulation	Instantaneous speed difference	%	8 or less	
	Permanent speed change		5 or less	
	Recovery time	sec.	5 or less	
	Speed fluctuation	min ⁻¹	30 or less	
Permissible angle of inclination	Continuous	deg.	20	Operation of up to 3 minutes
	Intermittent		30	
Lowest start temperature	Re-coil starting	°C	0	Without starting aid agent
	Electric starting		-10	

Revision No.			
--------------	--	--	--

G2-14220-0050 (3/3)

3.Details of specifications (STD SPEC. L70N6CA1T1AA)

System	Part name	Code	STD Spec.	Specification	Remarks
Fuel System	Fuel tank	Bm-a	2	same as STD.	Color : Yanmar Black
	Tank stay (A)		114210-55210	same as STD.	
	Tank stay (B)		114210-55230	same as STD.	
	Nozzle, Fuel injection		714220-53100	same as STD.	
Lubricating System	Oil pressure switch	Cm-a	NA	same as STD.	
Cooling System	Flywheel	Dm-a	114399-21590	same as STD.	DE Type
	Fan case	Dm-b	114210-45100	same as STD.	Color : Gold Silver
	Eng cover	Dm-c	3	same as STD.	
Electric System	Electric Regulator & Harness, wire	-	114399-77550	same as STD.	For 12V-15A
	Dynamo Assy.	-	114399-78260	same as STD.	
	Air heater	Em-a	NA	same as STD.	
PTO&Flange	Crankshaft	Fm-a	5	114210-21060	E-DI type
	Crank case cover	-	114210-01450	same as STD.	E-D type
Intake and Exhaust System	Air cleaner	Gm-a	3	same as STD.	
	Intake bend	Gm-b	NA	same as STD.	
	Silencer	Gm-c	3	same as STD.	
Starting System	Recoil starter Assy.	Hm-a	2	same as STD.	
	Starting motor	Hm-b	114362-77011	same as STD.	
Speed Control System	Control device Assy.	Im-a	1	714299-66900	Tiller type
	Governor lever Assy.	-	114211-61500	same as STD.	2 lever type
	Fuel limiter Assy.	-	114211-66600	same as STD.	Torque limiter type
Decomp system	Bonnet	Lm-a	3	same as STD.	
Remarks	Fuel oil limiter : Locked by wire High idle adjust bolt : Locked by wire Lubricating Oil : Not provided Fuel Pump Model : N3A Recoil Angle: R5 Cap LO Supply : Starter Mortar Side---Cap Assy, LO Supply(114699-01760) Speed Control device Side---Plug, rubber(160110-01870)				
Loose parts	Key switch panel CMP		114351-77500	NA	
	Connector		NA	114351-77520	
	Deflector		114299-13800	same as STD.	
	Tools		114299-92590	same as STD.	

LABELS

G2-14220-2010

No.	L A B E L S	P L A C E	C O N T E N T S
1	LABEL, ENGINE NAME	COVER (CYLINDER	—————
2	LABEL, YANMAR MARK (A	F. O. TANK	THE FOLLOWING DETAILS
3	LABEL, CAUTION	F. O. TANK	//
4	LABEL, HOW TO START	F. O. TANK	//
5	LABEL, YANMAR MARK (B	FANCASE, COOLING	//
6	LABEL, DIESEL	RECOIL STARTER	//
7	LABEL, DECOMP	COVER, TOP	//

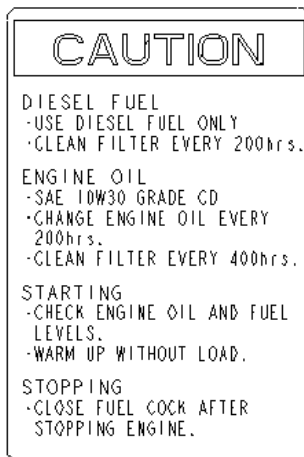
② LABEL, YANMAR MARK (A




⑤ LABEL, YANMAR MARK (B



③ LABEL, CAUTION




⑥ LABEL, DIESEL



④ LABEL, HOW TO START

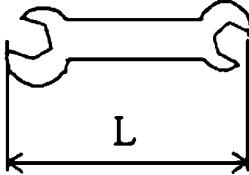
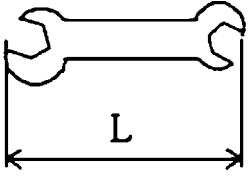
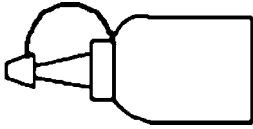
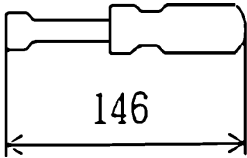
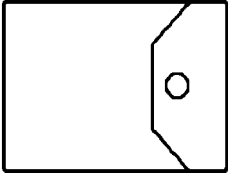


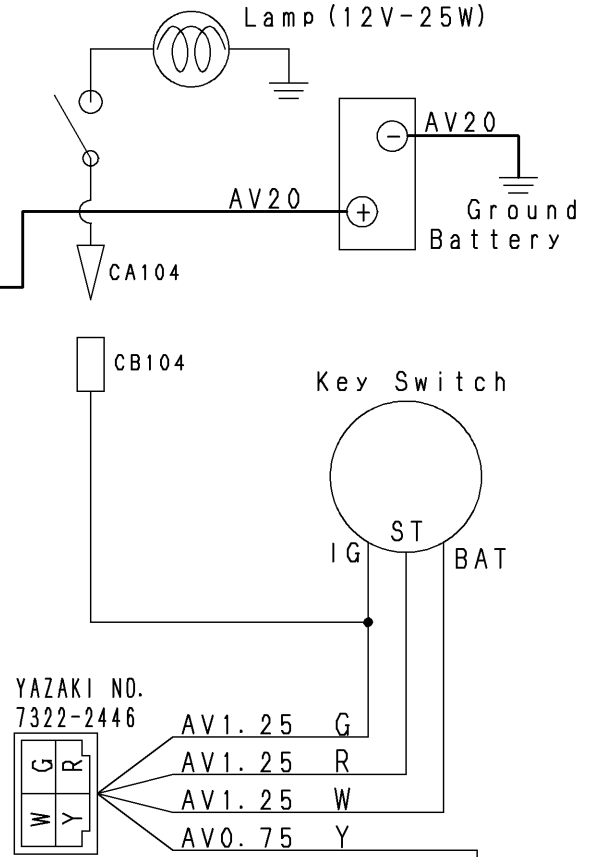
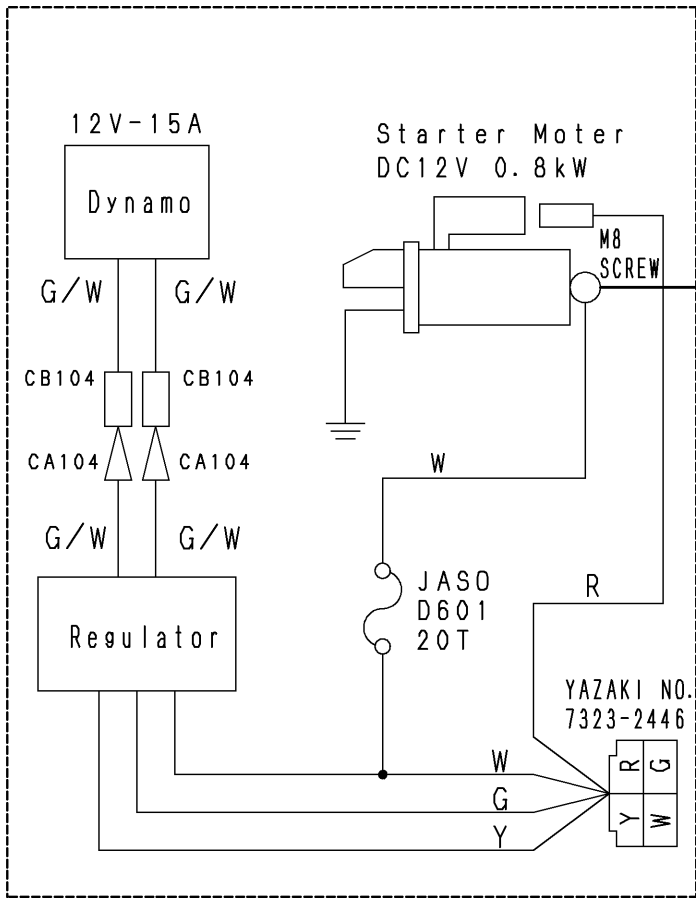
⑦ LABEL, DECOMP



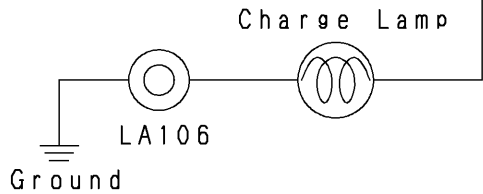
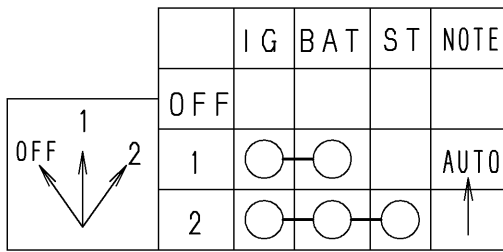
標準工具 TOOLS

C2-14110-0010

区分 ITEM	名称 DESCRIPTION	部品コード及び略図 PART NUMBER	材質 MATERIAL	個数 Q'ty	備考 NOTES
1	両口スパナ WRENCH 14×17	114299-92720 	UNI EN 10083/1 C40	1	L=163
2	両口スパナ WRENCH 10×12	114299-92710 	UNI EN 10083/1 C40	1	L=128
3	油さし FEEDER, OIL	114299-92740 	合成樹脂 POLYETHYRENE	1	
4	+-ねじまわし SCREWDRIVER	114299-92730 	UNI EN 10083/1 C40 & 合成樹脂 PVC	1	
5	工具袋 BAG, TOOL	114299-92600 	黒色ビニール PVC	1	



How Key Switch Function



* G:Green
W:White
Y:Yellow
R:Red

NOTE:

1. Be sure to ground both engine and engine-driven machine
2. Section enclosed with dotted square is pre-wired at Yanmar factory.
3. Locally procure
 1. key switch, and charge lamp
 2. battery (24Ah-36Ah)
 3. battery cable (AV20)
 4. lamp (12V-25W), switch and cable (AV1.25)