

MOTEUR À ENGRENAGES - IDENTIFICATION

Expéditeur

N° de client

Marque de moteur

ccm³

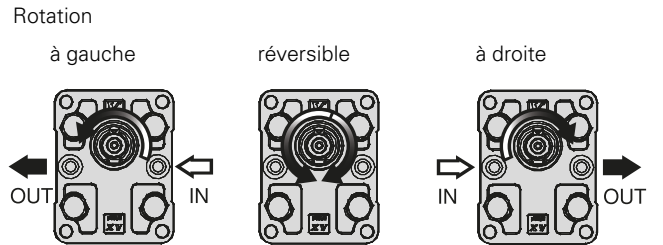
Numéro frappé

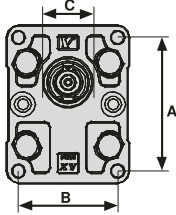
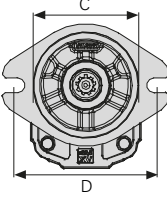
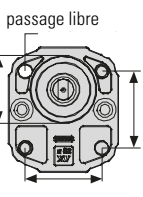
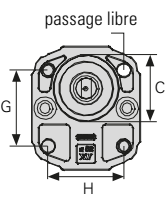
Machine type

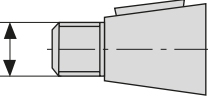
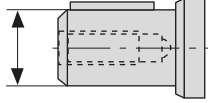

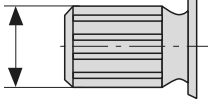
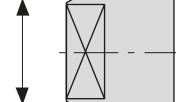
Date

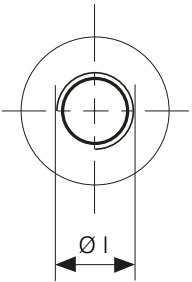
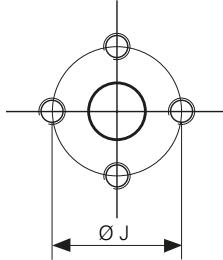
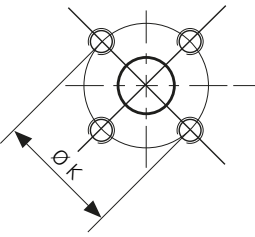
Commande

Demande



Flasque			
			
A	D	E	G
B	C	F	H
C		C	C

Entraînement		ccm ³
<p>cônique</p>  <p>Ø</p> <p>épaisseur de clavette</p>	<p>cylindrique</p>  <p>Ø</p> <p>épaisseur de clavette</p>	 <p>Øz</p> <p>ØZ</p> <p>L</p>
<p>entraînement cannelé</p>  <p>Ø</p> <p>nombre de cannelures</p>	<p>entraînement tournevis</p>  <p>Ø</p> <p>épaisseur tournevis</p>	

Raccords			
<p>filetage femelle</p> <p>Ø I côté retour</p> <p>Ø I côté pression</p> 	<p>orientation en +</p> <p>Ø J côté retour</p> <p>Ø J côté pression</p> 	<p>orientation en X</p> <p>Ø K côté retour</p> <p>Ø K côté pression</p> 	<p>flasque SAE</p> <p>M côté retour</p> <p>N côté retour</p> <p>M côté pression</p> <p>N côté pression</p> 